


# 352 SERIES PANEL INDICATOR LED



## FEATURES

- Ø6.35mm mounting
- Plastic housing
- Range of LED colour options
- Choice of solder pins or wires

## BENEFITS

- Standard industrial mounting size
- Lightweight and low cost solution
- Suitable for status panel indication
- Flexibility for different applications
- Outstanding reliability

MARL Part Number	LED Colour	Typical Voltage DC Vf	Max. Current DC If	Max. Power Dissipation	Typical LED Luminous Intensity @20mA	Typical LED Wavelength λp	Viewing Angle 2 Ø 1/2	Operating Temp Topr *	Storage Temp Tstg
352-505-04	Red Diffused	2.1	20	45	2	700	45	-25 to +85	-30 to +100
352-509-04	Yellow Tinted	2	30	85	40	590	35	-25 to +85	-30 to +100
352-512-04	Green Tinted	2.1	30	80	40	568	35	-25 to +85	-30 to +100
352-520-04	Blue Diffused	4	25	150	15	430	45	-25 to +85	-30 to +100
		Vdc	mA	mW	mcd	nm	Deg	°C	°C

## OPTIONAL FLYING LEAD TERMINATORS

MARL Part No. Suffix	Wire Length	Wire Colour	No/Diameter of Conductors	Diameter of Insulation	Wire Specification
352-505-04-40	305mm	Red - Anode Black - Cathode	11/0.16mm	1.43mm	24AWG

## NOTES

All LED components are supplied in anti-static packaging.

\* LED Characteristics stated at Ta = 25°C. For operating temperature derating graphs, please refer to sheet 2.

To order please contact us on +44 (0) 1229 582 430  
 F +44 (0) 1229 585 155 | E [sales@marl.co.uk](mailto:sales@marl.co.uk) | [www.leds.co.uk](http://www.leds.co.uk)  
 in company/marl-international-limited



# 352 SERIES PANEL INDICATOR LED



## TECHNICAL CHARACTERISTICS

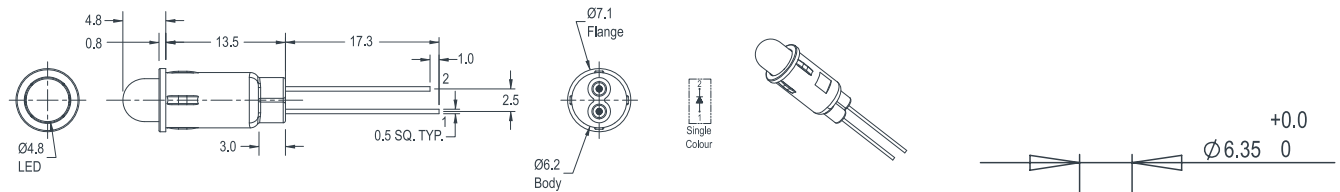
Series	Panel Cutout	Min. Mounting Centres	Min - Max. Panel Thickness
352	6.35	17.0	1.2 - 2.4
	mm	mm	mm

## TECHNICAL DRAWING

Dimensions in mm (typical). Not to scale. Mounting hole to be clean and burr free.

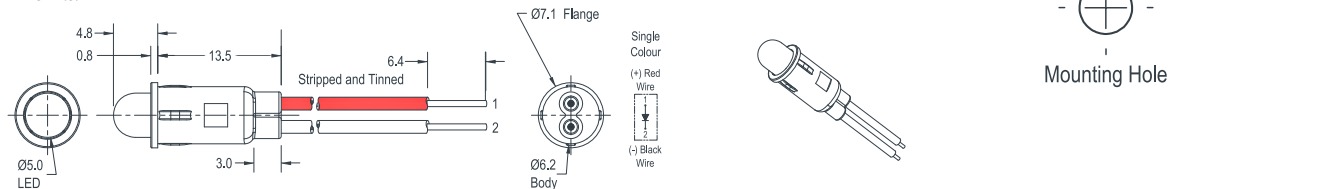
### Standard Version

Weight (g): 0.4

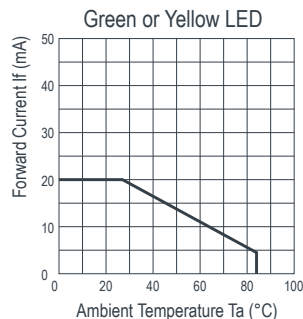
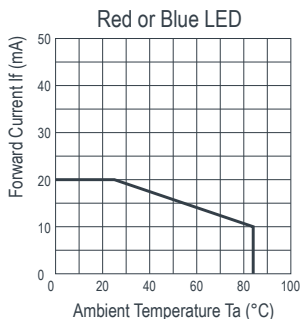


### Flying Leads Version

Weight (g): 2.8



## DE-RATING GRAPHS



## MATERIALS

Body	Nylon 6/6
Lens	Epoxy (LED Lens)
Termination (Standard version)	LED Leads
Termination (Flying Leads version)	Wires, Stripped and Tinned

## DESIGN CONSIDERATIONS

### Electro-Static Discharge (ESD)

Build up of electro-static discharge occurs in many situations involving people moving and handling products. The range of possible situations is very diverse but voltage levels as high as several thousand volts can and do arise in many individual situations. When an operator charged up to these levels handles a static sensitive device, there is a very probable likelihood that the device will be irreversibly damaged. It is essential that precautions are taken at all stages during manufacture and assembly of these products. Although LEDs were never considered to be static sensitive devices, changes in manufacturing

technology and materials used to produce higher intensity products over a large range of the wavelength spectrum have changed this. MARL has an approved system of ESD control from goods in, through production and into final packing and dispatch. MARL recommend all users of LED based products follow the current BSI guidelines for protection of electronic devices from electrostatic phenomena.

### Voltage, Current and Temperature

The forward voltage / current value of an LED is dependent upon the ambient temperature of the environment in which

it is operated. Therefore, care must be taken to operate the LED at the correct voltage / current values, depending upon the ambient temperature.

MARL should be contacted if the device is to be operated outside the temperature range specified. MARL accept no liability for any product that is operated outside the stated voltage or temperature range.

To order please contact us on +44 (0) 1229 582 430  
F +44 (0) 1229 585 155 | E [sales@marl.co.uk](mailto:sales@marl.co.uk) | [www.leds.co.uk](http://www.leds.co.uk)

in company/marl-international-limited

