

676 SERIES PANEL INDICATOR LED



FEATURES

- Ø8.1mm mounting
- Black anodised aluminium housing
- Sealed to IP67 - weatherproof
- Smoked lens
- Internal potting
- Reverse protection diode fitted in all voltage models
- Range of LED colour options
- Range of voltage options

BENEFITS

- Standard industrial mounting size
- Suitable for portable equipment
- Suitable for external applications
- Smoked lens gives high on/off contrast ratio
- Suitable for high vibration applications
- Protects against wrong polarity installation (voltage models)
- Suitable for status panel indication
- Manufactured with internal resistor (voltage models)
- Outstanding reliability
- Vandal resistant

MARL Part Number	LED Colour	Typical Voltage Vopr	Typical Current DC Iopr	Max. Reverse Voltage	Typical LED Luminous Intensity	Typical LED Wavelength λp	Operating Temp Topr *	Storage Temp Tstg
676-501-04	Red	2.1 **	20	3	458	619	-40 to +75	-40 to +100
676-521-04	Yellow	2.1 **	20	3	440	585	-40 to +75	-40 to +100
676-532-04	Green	3.2 **	20	3	2157	520	-40 to +75	-40 to +100
676-930-04	Blue	3.2 **	20	3	452	468	-40 to +75	-40 to +100
676-997-04	Cool White	3.2 **	20	3	1359	See Below	-40 to +75	-40 to +100
676-501-20	Red	5-6	9-14	1000	236-346	619	-40 to +75	-40 to +100
676-521-20	Yellow	5-6	10-16	1000	217-330	585	-40 to +75	-40 to +100
676-532-20	Green	5-6	5-15	1000	814-1815	520	-40 to +75	-40 to +100
676-930-20	Blue	5-6	5-15	1000	154-364	468	-40 to +75	-40 to +100
676-997-20	Cool White	5-6	5-15	1000	222-618	See Below	-40 to +75	-40 to +100
676-501-21	Red	12	19	1000	458	619	-40 to +75	-40 to +100
676-521-21	Yellow	12	18	1000	440	585	-40 to +75	-40 to +100
676-532-21	Green	12	17	1000	1815	520	-40 to +75	-40 to +100
676-930-21	Blue	12	20	1000	452	468	-40 to +75	-40 to +100
676-997-21	Cool White	12	20	1000	1359	See Below	-40 to +75	-40 to +100
676-501-23	Red	24-28	16-19	1000	346-458	619	-40 to +75	-40 to +100
676-521-23	Yellow	24-28	16-19	1000	330-440	585	-40 to +75	-40 to +100
676-532-23	Green	24-28	16-20	1000	1815-2157	520	-40 to +75	-40 to +100
676-930-23	Blue	24-28	16-20	1000	364-452	468	-40 to +75	-40 to +100
676-997-23	Cool White	24-28	16-20	1000	1063-1359	See Below	-40 to +75	-40 to +100
		Vdc	mA	V	mcd	nm	°C	°C

Typical Emission Colours Cool White LED			
X	0.275	0.28	0.29
Y	0.27	0.28	0.30

OPTIONAL FLYING LEAD TERMINATORS

MARL Part No. Suffix	Wire Length	Wire Colours (DC)	Wire Colours (AC)	No/Diameter of Conductors	Diameter of Insulation	Wire Specification
676-501-04-15	150mm	Red - Anode Black - Cathode	Brown - Live Blue - Neutral	19/0.16mm	1.2mm	Type 44, 22 Gauge High Performance Wire
676-501-04-19	1000mm					

NOTES

Intensities (Iv) and colour shades of white (X-Y co-ordinates) may vary between LEDs within a batch. Additional LED Colours, Voltage Options and Flying Lead lengths available for semi-custom projects. Please contact our Sales Team. All LED components are supplied in anti-static packaging.

* Characteristics at Ta = 25°C. For operating temperature derating graphs, please refer to sheet 2.

** These are Current models and the voltage shown is Vf at 20mA, not Vopr. Additionally, there is no reverse protection diode in Current models.

To order please contact us on +44 (0) 1229 582 430
 F +44 (0) 1229 585 155 | E sales@marl.co.uk | www.leds.co.uk
 in company/marl-international-limited



676 SERIES PANEL INDICATOR LED



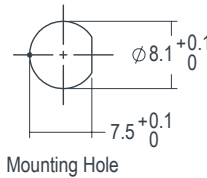
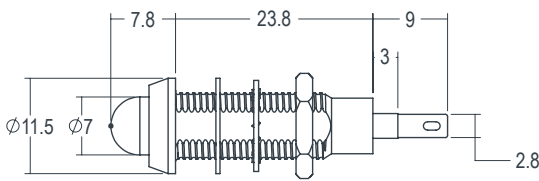
TECHNICAL CHARACTERISTICS

Series	Max. Power Dissipation	Panel Cutout	Nut Mounting Torque	Min. Mounting Centres	Min - Max. Panel Thickness
676	500	6.1	0.65	15.0	3.0 - 6.5
	mW	mm	Nm	mm	mm

TECHNICAL DRAWING

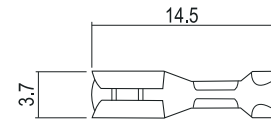
Weight (g): 5.3

Dimensions in mm (typical). Not to scale. Mounting hole to be clean and burr free. Anode termination denoted by red sleeve.



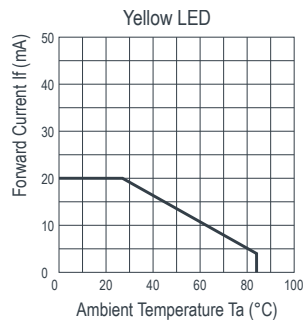
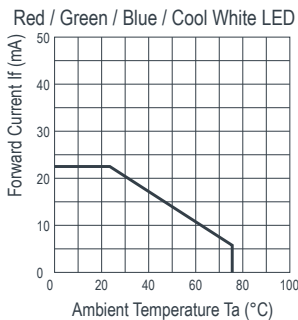
Mounting Hole

PUSH ON CONNECTOR



925-000-00 is brass tin plated - for use with 676 series lamps. Dimensions in mm (typical). Not to scale.

DE-RATING GRAPHS



MATERIALS

Body	Black Anodised Aluminium
Nut	Nickel Plated Brass
Panel Seal	Viton
Lens	Polycarbonate
Encapsulation	Black Polyurethane
Lock Washer	Spring Steel
Termination	Silver Flash Coated Brass

DESIGN CONSIDERATIONS

Electro-Static Discharge (ESD)

Build up of electro-static discharge occurs in many situations involving people moving and handling products. The range of possible situations is very diverse but voltage levels as high as several thousand volts can and do arise in many individual situations. When an operator charged up to these levels handles a static sensitive device, there is a very probable likelihood that the device will be irreversibly damaged. It is essential that precautions are taken at all stages during manufacture and assembly of these products. Although LEDs were never considered to be static sensitive devices, changes in manufacturing

technology and materials used to produce higher intensity products over a large range of the wavelength spectrum have changed this. MARL has an approved system of ESD control from goods in, through production and into final packing and dispatch. MARL recommend all users of LED based products follow the current BSI guidelines for protection of electronic devices from electrostatic phenomena.

Voltage, Current and Temperature

The forward voltage / current value of an LED is dependent upon the ambient temperature of the environment in which

it is operated. Therefore, care must be taken to operate the LED at the correct voltage / current values, depending upon the ambient temperature.

MARL should be contacted if the device is to be operated outside the temperature range specified. MARL accept no liability for any product that is operated outside the stated voltage or temperature range.

To order please contact us on +44 (0) 1229 582 430
F +44 (0) 1229 585 155 | E sales@marl.co.uk | www.leds.co.uk

in company/marl-international-limited

